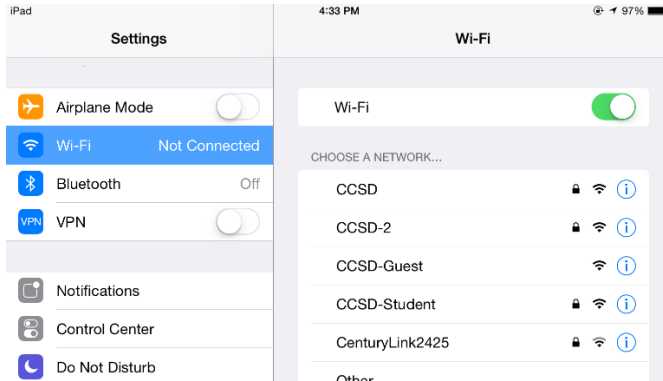


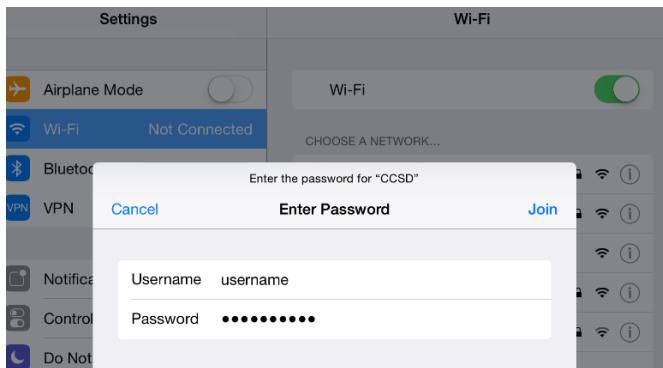
CCSD Setup for iPhone/iPad

For CCSD Staff Only

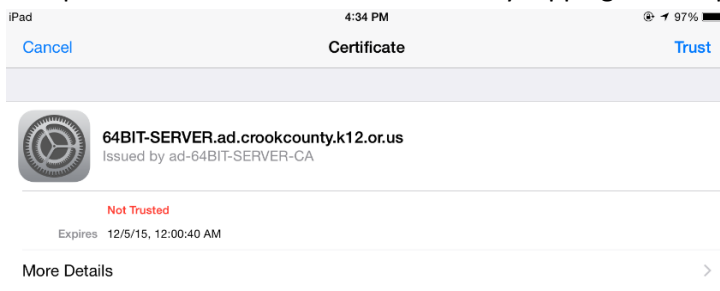
1. Start go to your settings and choose Wi-Fi.
2. Tap on CCSD to add it to your list of connected networks.



3. Enter your username and network password as shown below and tap join.



4. Accept the domain controller certificate by tapping on Accept or Trust.



5. Your iPhone or iPad will be connected to CCSD.

